

Weld County Small Business Incentive Program



WELD COUNTY PLANNING DEPARTMENT

Weld County Appreciates Your Business



Weld County has established a Small Business Incentive Program (BIP) to provide eligible businesses financial assistance to offset land use, building permit, and several impact fees.


The program is designed to reduce upfront capital outlay for small businesses located in unincorporated Weld County.



WELD COUNTY PLANNING DEPARTMENT

The SBIP

Any business that meets the eligibility requirements can apply.



- The subject real property must be located within the unincorporated areas of Weld County (the “Property”).
- The business shall hire at least fifty (50) percent of their new workforce from Weld County.
- The applicant must be the record owner(s) of the Property or a tenant.
- The business must have been undertaken after the date of the adoption of this policy.
- This program shall only apply to businesses with 35 or fewer employees at the time of application.

The SBIP

What can be done with these funds?

- financial assistance to help reduce the business's:
 - land use application fees
 - building permit fees
 - impact fees

- Not eligible are:*
 - consultant fees
 - attorney fees
 - on-site and off-site bonding
 - collateral requirements, etc.



The SBIP


What is the application process?

- Complete the application
 - Submit a business plan
 - Consult with the Small Business Development Center

APPLICATIONS CAN BE FOUND AT:


www.weldgov.com

Planning Department
1555 N. 17th Ave. Greeley
970-353-6100 ext. 3572
email: tparko@weldgov.com



WELD COUNTY PLANNING DEPARTMENT

Funding Overview



0-9 employees:	
Fees between \$2,500 - \$25,000.	County max: \$20,000
Applicant portion: \$2,500 + any amount above \$25,000	
10-15 employees:	
Fees between \$2,500 - \$35,000	County max: \$30,000
Applicant portion: \$2,500 + any amount above \$35,000	
16-35 employees:	
Fees between \$2,500 - \$45,000	County max: \$40,000
Applicant portion: \$2,500 + any amount above \$45,000	
Example 1: \$10,000 total fees assessed and 5 employees. Applicant would pay \$2,500 and County would grant \$7,500	
Example 2: \$40,000 total fees assessed and 14 employees. Applicant would pay \$2,500+\$7,500=\$10,000 and County would grant \$30,000.	
Example 3: \$80,000 total fees assessed and 25 employees. Applicant would pay \$2,500+\$37,500=\$40,000 and County would grant \$40,000.	

Questions?

**Call the Planning Director
at 970-353-6100 x. 3572**



WELD COUNTY PLANNING DEPARTMENT