

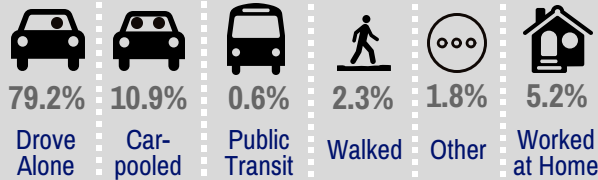
RESIDENTS WANT MORE ACTIVE TRANSPORTATION IN WELD COUNTY

The 2016 Weld County Community Health Survey revealed transportation, specifically active transportation, as a key concern of County residents. Transportation and active transportation were the top theme and sub-theme from write-in comments expressing ways to make Weld County a healthier place to live, work, and play, indicating resident interest in the expansion of bike and pedestrian facilities across the County. This infographic highlights current County transportation conditions as well as survey results that further support the community need and desire for active transportation.



COUNTY CONDITIONS

COMMUTER MODE



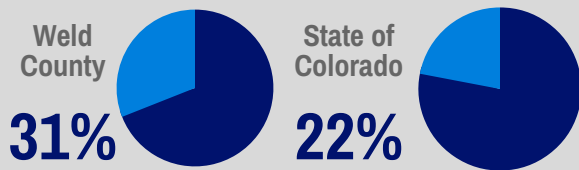
EMPLOYMENT INFLOW/OUTFLOW



MEAN TRAVEL TIME TO WORK



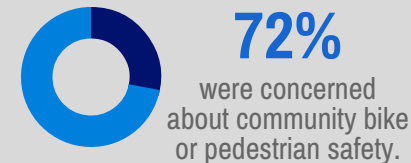
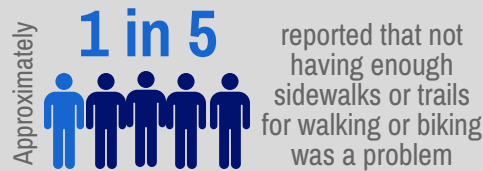
PERCENT OBESE



POPULATION GROWTH



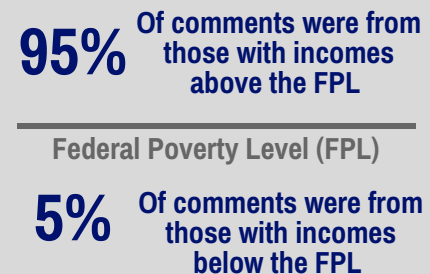
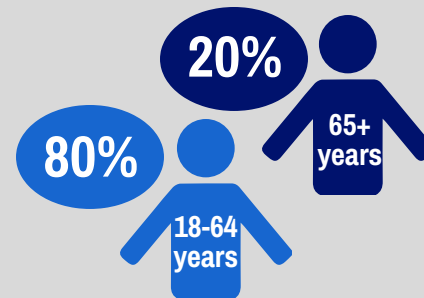
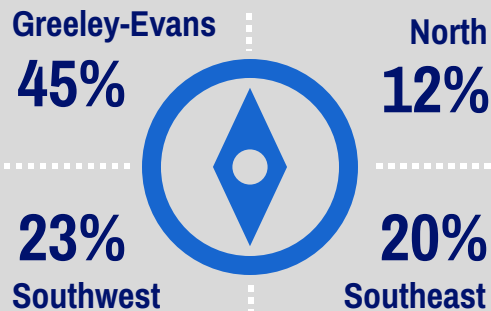
2016 COMMUNITY HEALTH SURVEY RESULTS



TRANSPORTATION SUB-THEMES FROM WRITE-IN COMMENTS



TOP SUB-THEME: SUPPORT FOR BIKE AND PEDESTRIAN INFRASTRUCTURE



SIGNIFICANCE

The growing population in Weld County will lead to more traffic, more travel in and out of the County for employment, and greater travel times, further contributing to increasing obesity rates and poor health outcomes. Increasing active transportation could decrease the number of cars on the road and provide opportunities for physical activity, among other benefits. Given these factors, along with resident concerns and desires, there are opportunities to consider expanding active transportation infrastructure in the County.