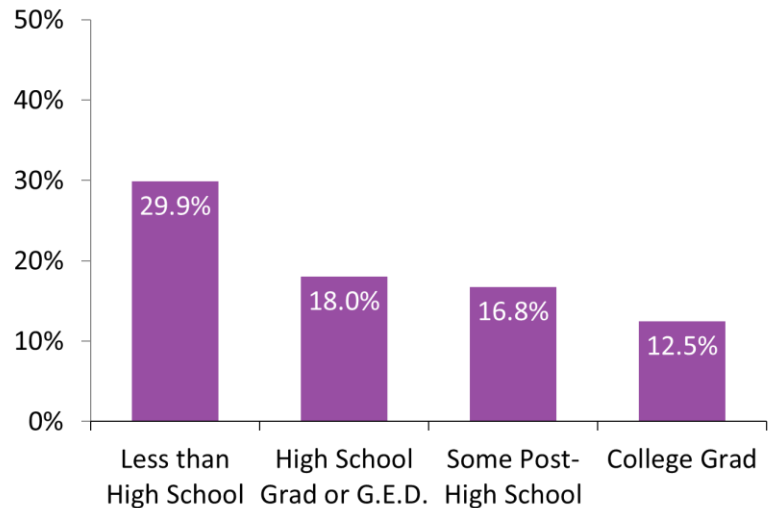


Oral Health & Asthma

Key Findings

- Among Weld County residents, 18% reported current toothache or problems with teeth or gums. This varied by education level, from nearly 1 in 3 residents with less than a high school education, to 1 in 8 residents who had completed college.
- Oral health problems were more common among those who live in Southeast Weld County (21%) or Greeley and Evans (22%), and lower household income (30% of residents whose income was less than or equal to 100% FPL*).
- Countywide, 22% of residents reported they needed low cost dental or oral health services. This percentage was higher among low income residents (49%), although only 30% used this type of service in the past year.

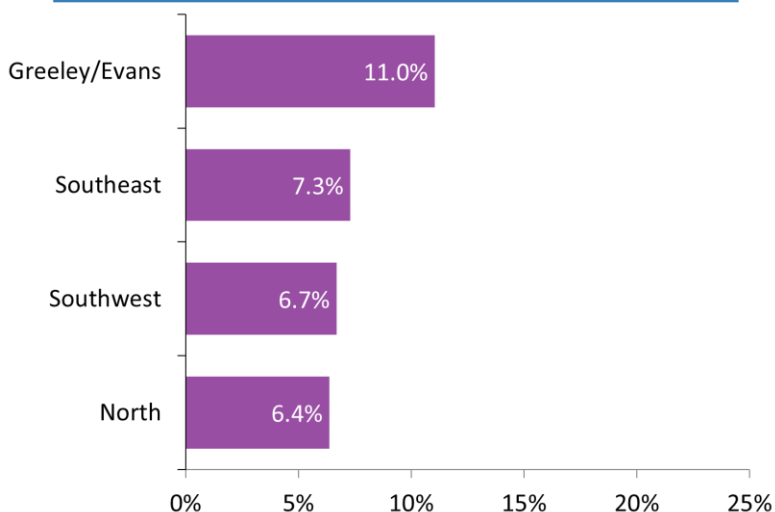
Current Tooth or Gum Problems by Education Level



- Asthma is a chronic disease that affects the airways in the lungs and can cause hospitalization, death, or disruption of daily life.
- About 9% of Weld County residents reported they currently had asthma. This was the same as the nationwide rate of 9% of U.S. adults and statewide rate of 9% also.
- Asthma was more prevalent among residents in Greeley/Evans (11%) compared to residents living in the Southwest (7%), Southeast (7%), and North (6%) regions.

*100% Federal Poverty Level (100% FPL) in 2015 was \$11,770 for single person, \$4,160 for each additional person, and \$24,250 for a family of four.

Self-Reported Asthma by Region



Questions?

Cindy Kronauge, MPH PhD, Data Specialist
Weld County Department of Public Health & Environment
ckronauge@weldgov.com 970-400-2221

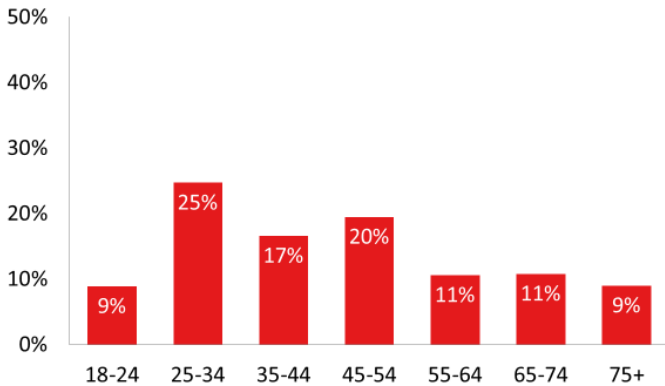


Weld County 2016 Community Health Survey

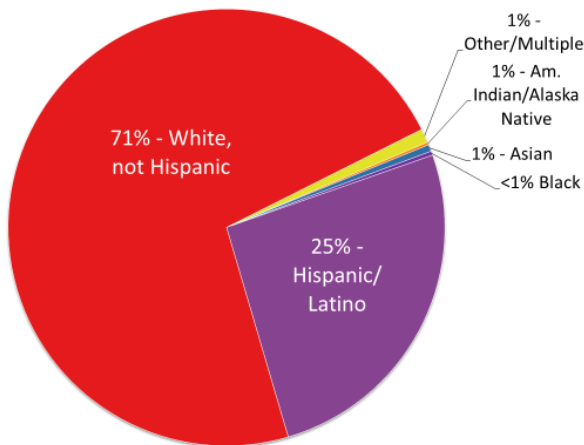
About the Survey

Description of Responders

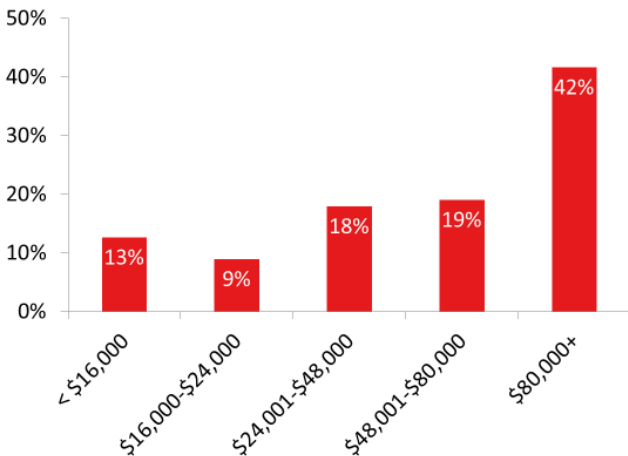
Age Groups



Race/Ethnicity



Household Income



The Survey Explained

- In order to periodically assess the health status of county residents, between September 6, 2016 and November 17, 2016, Weld County Department of Public Health & Environment contacted 8,494 households by mail requesting an adult to complete the 55-item survey or complete it online.
- Question topics included health, health care access and insurance, health conditions and lifestyle habits, preventive screenings, environmental issues, community concerns and needs, and demographics.
- Households were selected randomly by first dividing the mailing list into **four regions (see map below)** and two household types (single-family vs. multi-family). The list was certified by the post office but did not contain residents' names.
- After multiple contacts, 2,080 community residents returned usable surveys for a 25 percent response rate. The results are representative of the population within a ± 5.0 percent margin of error.
- To see the actual survey go to: www.weldhealth.org

