

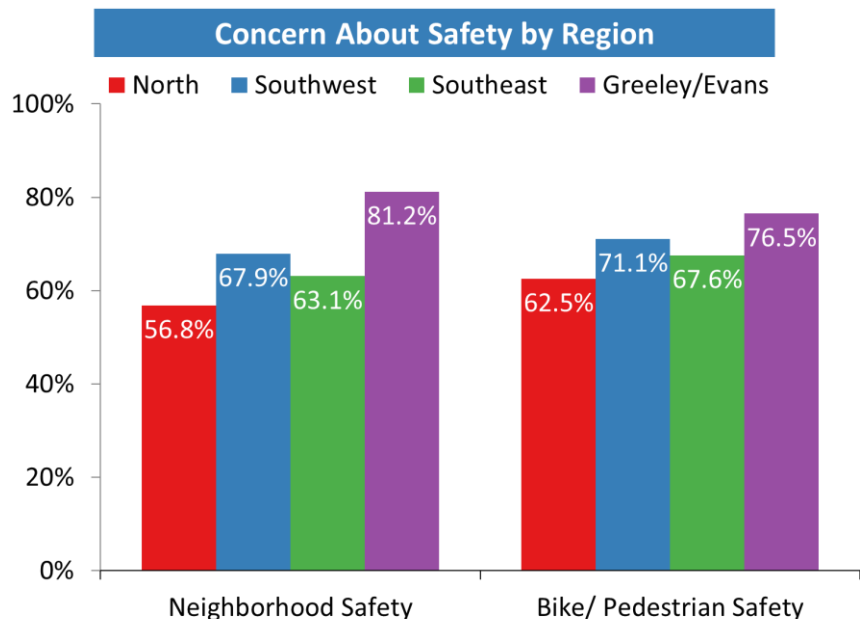
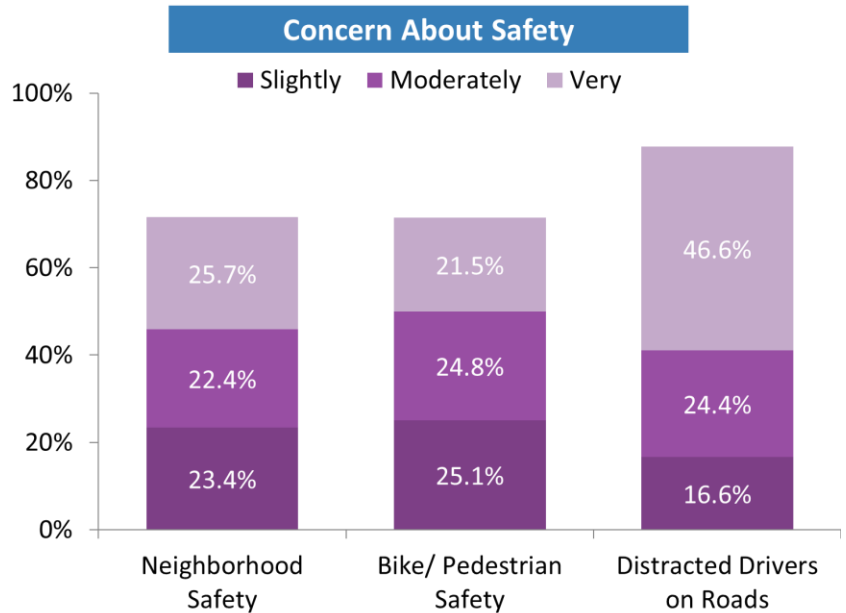
Community Concern: Safety

Key Findings

- The 2016 Community Health Survey asked residents how concerned they were about neighborhood safety, bike/ pedestrian safety, and distracted drivers on roads in their community.
- Countywide, 72% of residents were concerned about neighborhood safety and bike or pedestrian safety, and 88% were concerned about distracted drivers on the roads (see chart to right).
- Residents of Greeley/Evans were the most concerned about distracted drivers on the roads (91%), followed by residents of the Southwest region (89%), the Southeast (86%), and the North (78%).
- Residents of Greeley/ Evans were also much more concerned about neighborhood safety (81%) and bike or pedestrian safety (77%) than residents from other regions of the county (see chart to right).

Questions?

Cindy Kronauge, MPH PhD, Data Specialist
Weld County Department of Public Health & Environment
ckronauge@weldgov.com
970-407-6470

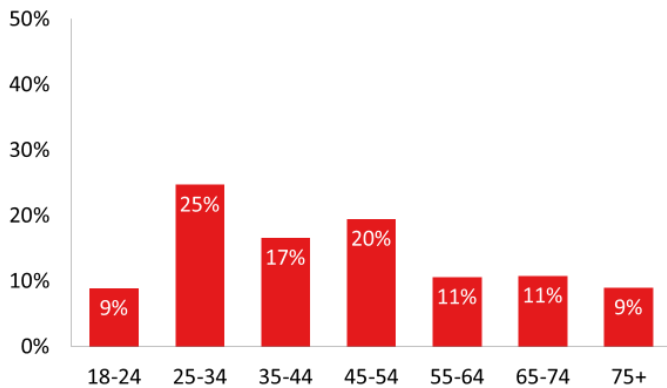


Weld County 2016 Community Health Survey

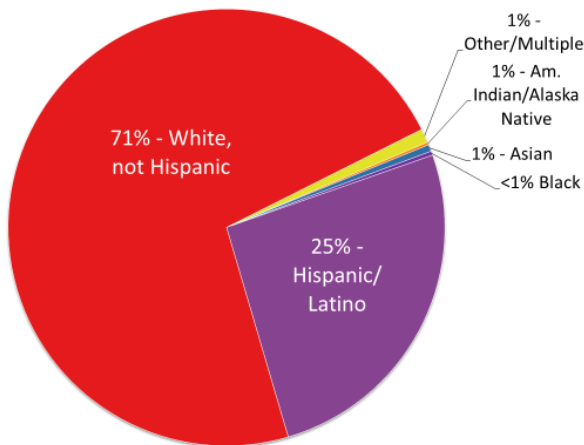
About the Survey

Description of Responders

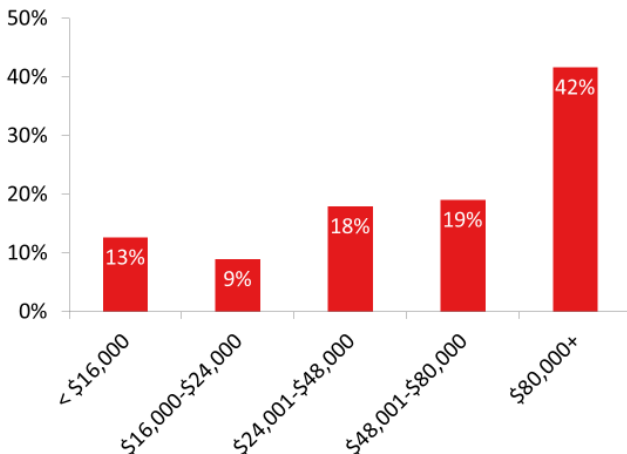
Age Groups



Race/Ethnicity



Household Income



The Survey Explained

- In order to periodically assess the health status of county residents, between September 6, 2016 and November 17, 2016, Weld County Department of Public Health & Environment contacted 8,494 households by mail requesting an adult to complete the 55-item survey or complete it online.
- Question topics included health, health care access and insurance, health conditions and lifestyle habits, preventive screenings, environmental issues, community concerns and needs, and demographics.
- Households were selected randomly by first dividing the mailing list into **four regions (see map below)** and two household types (single-family vs. multi-family). The list was certified by the post office but did not contain residents' names.
- After multiple contacts, 2,080 community residents returned usable surveys for a 25 percent response rate. The results are representative of the population within a ± 5.0 percent margin of error.
- To see the actual survey go to: www.weldhealth.org

