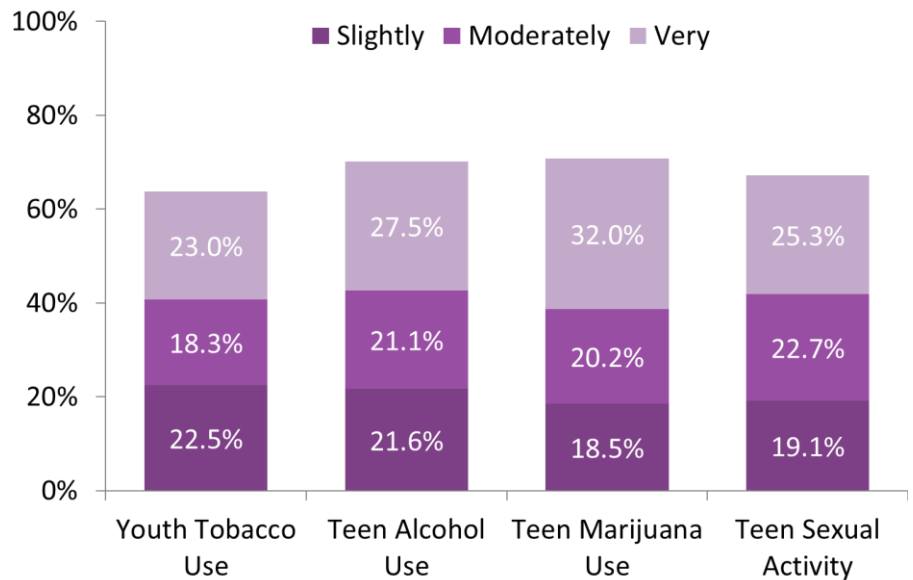


Community Concern: Youth Risk Behaviors

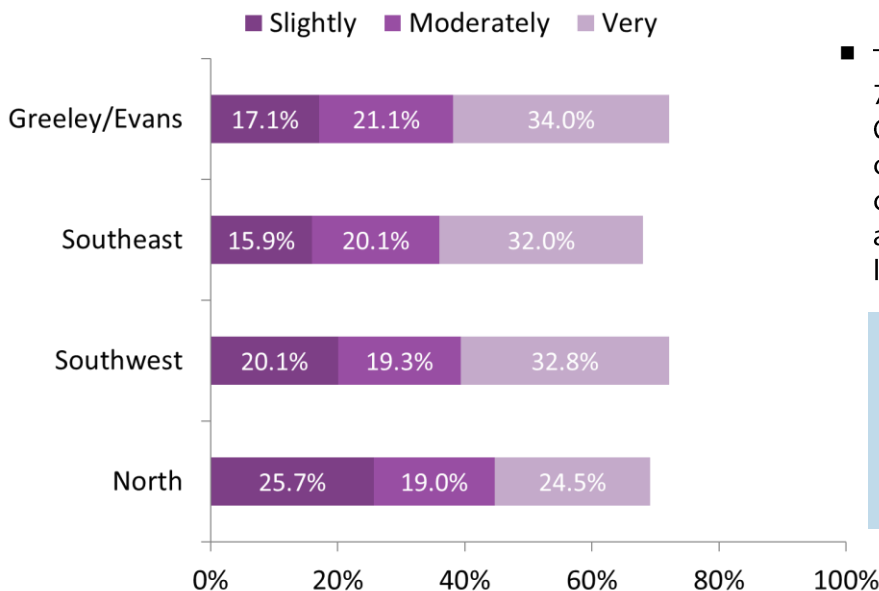
Key Findings

- Engaging in health-risk behaviors is associated with lower academic achievement among youth.
- The 2016 Community Health Survey asked adults in Weld County how concerned they were, on a 4-point scale ranging from not at all, slightly, moderately, to very concerned, about certain youth risk behaviors in their community.
- Of Weld County adult residents, 64% were concerned (at least slightly) about youth tobacco use, 70% were concerned about teen alcohol use, 71% were concerned about teen marijuana use, and 67% were concerned about teen sexual activity.

Concern About Youth Risk Behaviors



Concern About Teen Marijuana Use by Region



- In most regions, residents were most often concerned about teen alcohol and marijuana use (except for the North region, where residents were most often concerned about teen alcohol use and sexual activity).

- Teen marijuana use was the top concern overall; 72% of adult residents in the Southwest and Greeley/Evans regions were at least slightly concerned about teen marijuana use, followed closely by residents in the North region (69%) and residents in the Southeast (68%; see chart to left).

Questions?

Cindy Kronauge, MPH PhD, Data Specialist
Weld County Department of Public Health & Environment
ckronauge@weldgov.com
970-400-2221

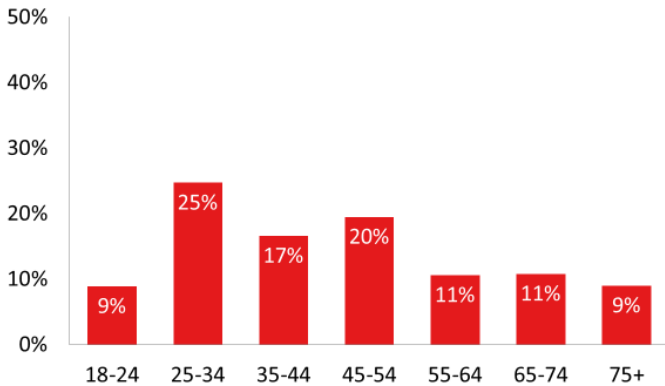


Weld County 2016 Community Health Survey

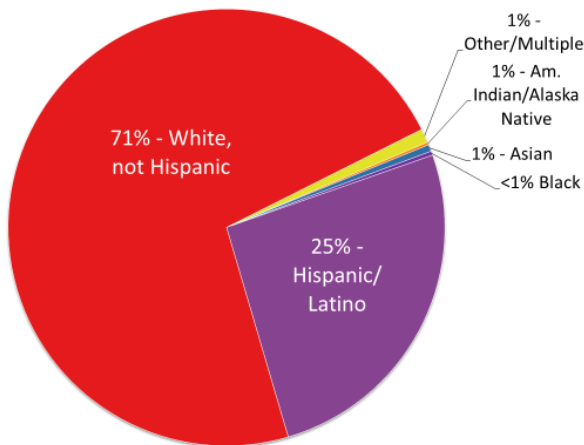
About the Survey

Description of Responders

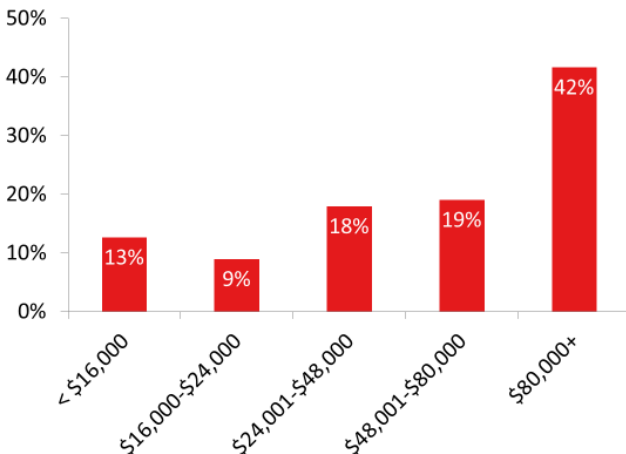
Age Groups



Race/Ethnicity



Household Income



The Survey Explained

- In order to periodically assess the health status of county residents, between September 6, 2016 and November 17, 2016, Weld County Department of Public Health & Environment contacted 8,494 households by mail requesting an adult to complete the 55-item survey or complete it online.
- Question topics included health, health care access and insurance, health conditions and lifestyle habits, preventive screenings, environmental issues, community concerns and needs, and demographics.
- Households were selected randomly by first dividing the mailing list into **four regions (see map below)** and two household types (single-family vs. multi-family). The list was certified by the post office but did not contain residents' names.
- After multiple contacts, 2,080 community residents returned usable surveys for a 25 percent response rate. The results are representative of the population within a ± 5.0 percent margin of error.
- To see the actual survey go to: www.weldhealth.org

