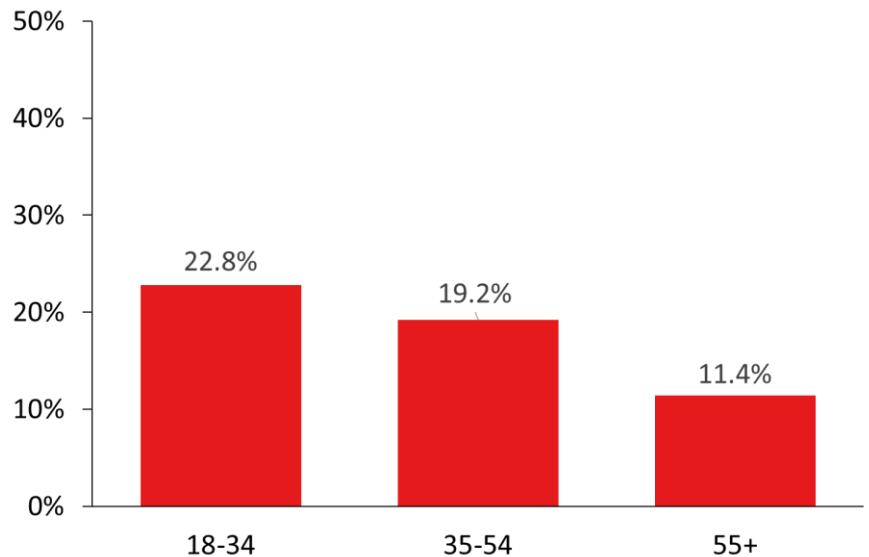


Healthy Food Access

Key Findings

- A diet of healthy foods can promote health, prevent chronic disease, and help people reach and maintain a healthy weight. Higher prices and lack of accessibility can serve as barriers to a healthy diet.
- The 2016 Community Health Survey asked residents if they had been worried or stressed about having enough money to buy nutritious meals in the past year, if they needed food or meal assistance, and level of concern about access to affordable, fresh foods.
- Countywide, 18% of residents were usually or always worried about having enough money to buy nutritious meals in the past year.
- This varied by age: 23% of younger residents (18 to 34 years old) were usually or always worried about having enough money to buy nutritious meals, whereas only 11% of residents aged 55 or older were worried about having enough money to buy nutritious meals.

Worried About Having Enough Money to Buy Nutritious Meals in Past Year



- More Greeley and Evans residents were worried about having enough money to buy nutritious meals in the past year. One in five residents of Greeley and Evans expressed this worry (22%), whereas just over one in ten residents of Northern Weld county said they were usually or always worried (12%). In the Southwest region, 14% were usually to always worried, and in the Southeast region, 17% express this worry.
- Residents under 100% of the Federal Poverty Level said they were worried about having enough money to buy nutritious meals about twice as often as those who were not below the Federal Poverty Level (30% compared to 16%).*

Questions?

Cindy Kronauge, MPH PhD, Data Specialist
Weld County Department of Public Health & Environment
ckronauge@weldgov.com
970-400-2221

*100% Federal Poverty Level (100% FPL) in 2015 was \$11,770 for single person, \$4,160 for each additional person, and \$24,250 for a family of four.

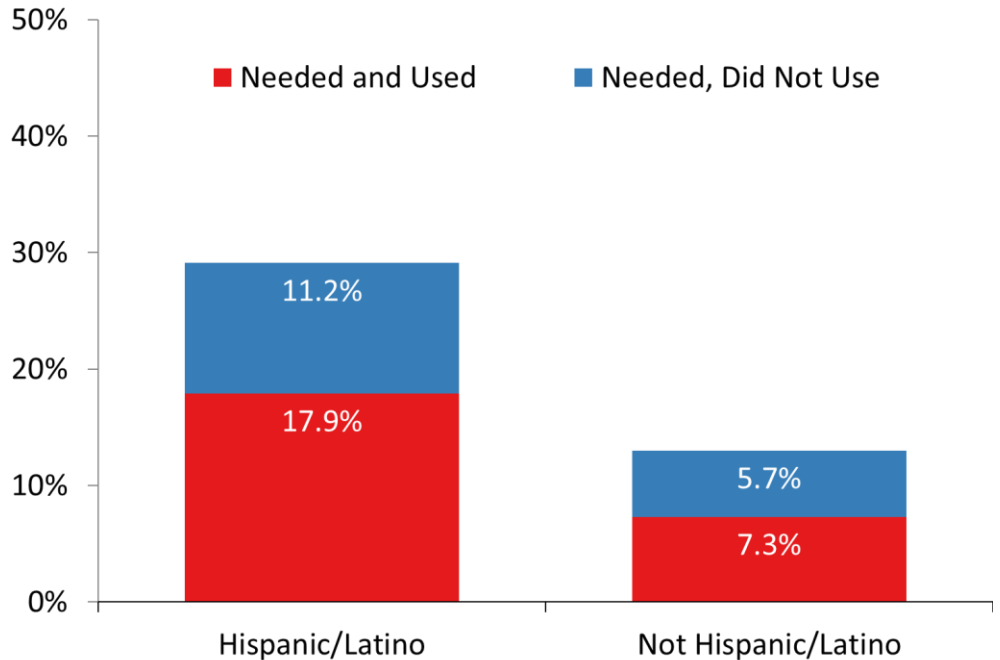


Weld County 2016 Community Health Survey

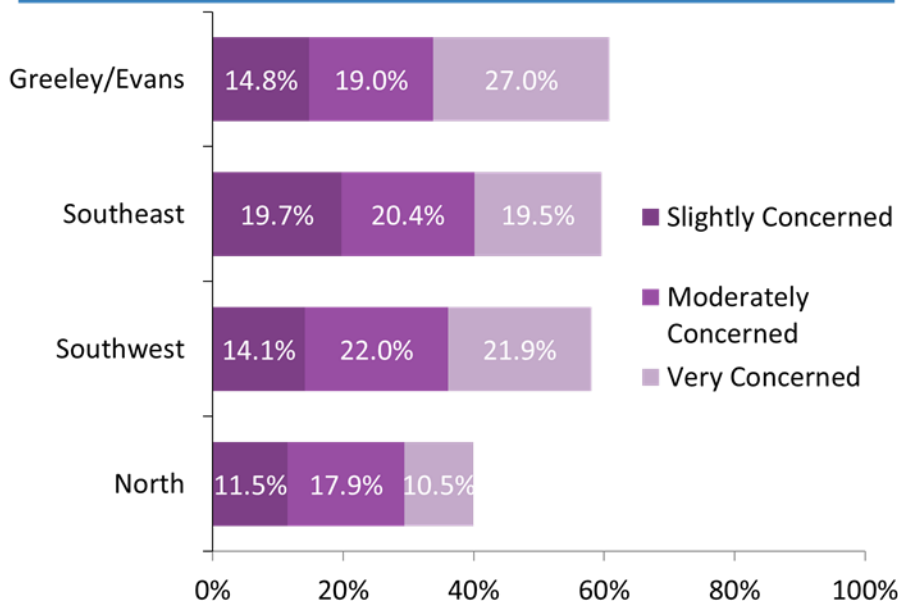
Key Findings

- Countywide, 17% of residents needed food or meal assistance, and 10% of residents used it.
- Among each age group (18 to 34 years, 35 to 54 years, 55 years and older), approximately one in six needed food or meal assistance, and approximately one in ten used it.
- Among residents living at or below 100% of the Federal Poverty Level, 50% needed food or meal assistance in the last year; compared to 12% of those living above 100% of the Federal Poverty Level.*

Needed Food or Meal Assistance in Past Year



Concern About Access to Affordable Fresh Foods by Region



- The 2016 Community Health Survey asked residents how concerned they were about access to affordable fresh foods. Countywide, 40% of residents reported any level of concern, and 22% reported they were very concerned.
- Concern about access to affordable fresh foods varied by region. Approximately six in ten residents in Greeley/Evans and the Southeast and Southwest regions were concerned, whereas only four in ten residents of the North region were concerned.

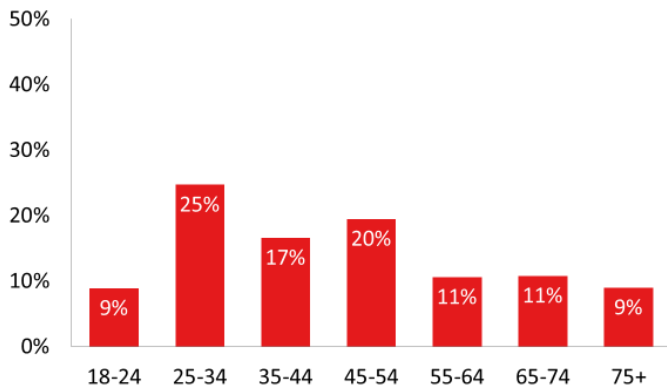


Weld County 2016 Community Health Survey

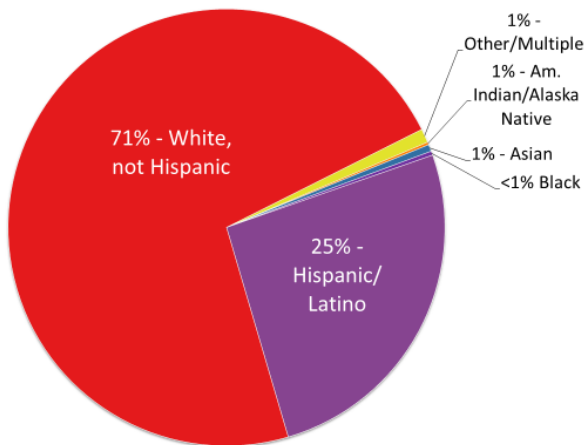
About the Survey

Description of Responders

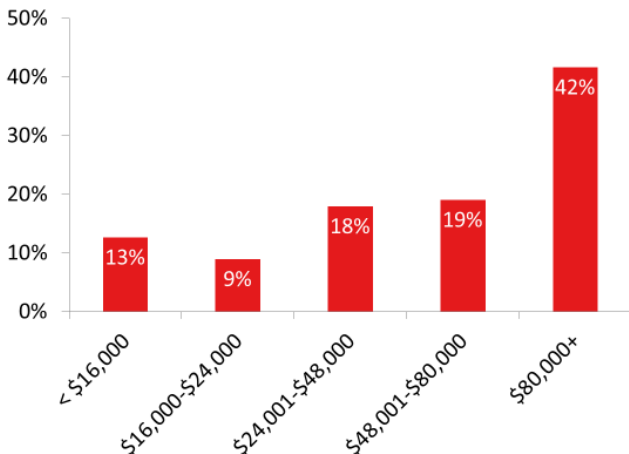
Age Groups



Race/Ethnicity



Household Income



The Survey Explained

- In order to periodically assess the health status of county residents, between September 6, 2016 and November 17, 2016, Weld County Department of Public Health & Environment contacted 8,494 households by mail requesting an adult to complete the 55-item survey or complete it online.
- Question topics included health, health care access and insurance, health conditions and lifestyle habits, preventive screenings, environmental issues, community concerns and needs, and demographics.
- Households were selected randomly by first dividing the mailing list into **four regions (see map below)** and two household types (single-family vs. multi-family). The list was certified by the post office but did not contain residents' names.
- After multiple contacts, 2,080 community residents returned usable surveys for a 25 percent response rate. The results are representative of the population within a ± 5.0 percent margin of error.
- To see the actual survey go to: www.weldhealth.org

