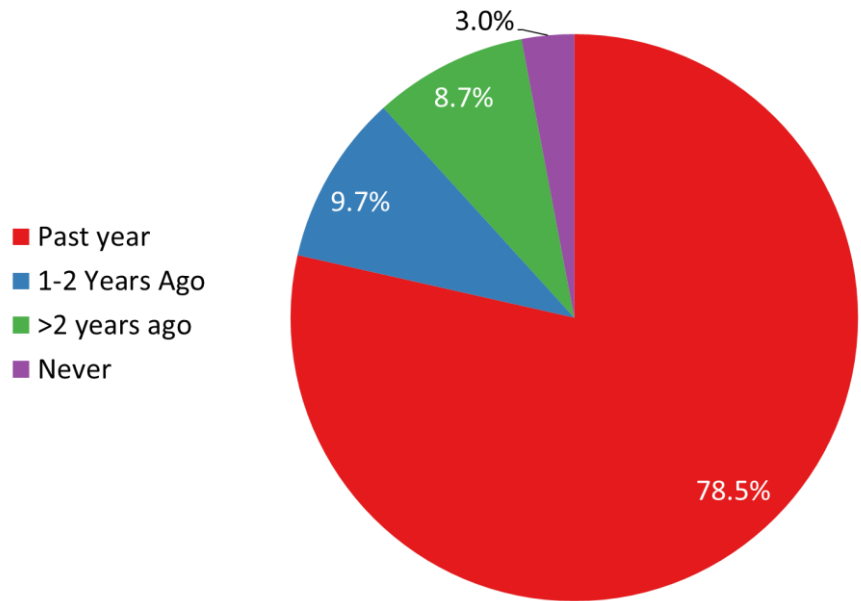


# Blood Pressure Check and Flu Shot

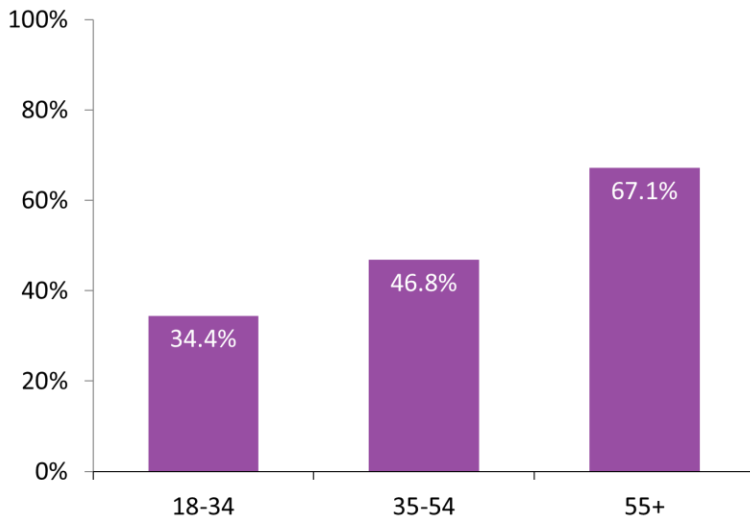
## Key Findings

- Hypertension (high blood pressure) is called the "silent killer" because it can damage the heart and other organs but often has no warning signs or symptoms. Many people do not know they have it unless they get their blood pressure checked.
- Of all Weld County residents who responded to the survey, 79% had their blood pressure checked in the past year. This is slightly lower than the rate in 2013 (82%).
- Among Hispanic residents, only 68% had their blood pressure checked in the past year compared to 82% among non-Hispanic/Latinos.

**Last Time Blood Pressure Checked**



**Received Seasonal Flu Shot or Mist by Age**



- Countywide, 49% of residents received the flu shot or nasal mist during the previous flu season.
- Among those who did not have health insurance, only 33% received a flu vaccination during the last season compared to 51% among those with insurance.
- In 2016, the highest rate of flu vaccination was among Greeley/Evans residents (53%). The lowest rate of flu vaccination (41%) was among residents living in the North region.

### Questions?

Cindy Kronauge, MPH PhD, Data Specialist  
Weld County Department of Public Health & Environment  
[ckronauge@weldgov.com](mailto:ckronauge@weldgov.com) 970-400-2221

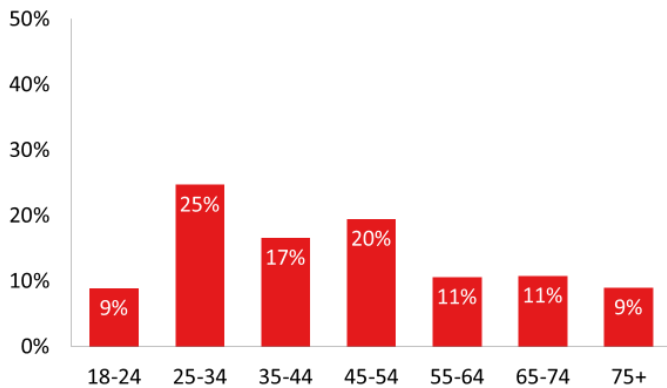


# Weld County 2016 Community Health Survey

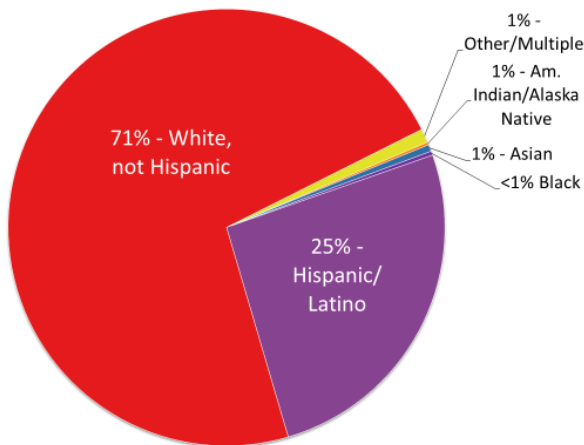
## About the Survey

### Description of Responders

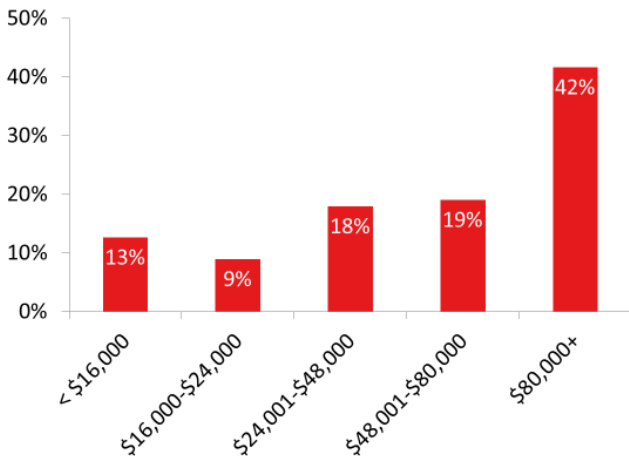
#### Age Groups



#### Race/Ethnicity



#### Household Income



### The Survey Explained

- In order to periodically assess the health status of county residents, between September 6, 2016 and November 17, 2016, Weld County Department of Public Health & Environment contacted 8,494 households by mail requesting an adult to complete the 55-item survey or complete it online.
- Question topics included health, health care access and insurance, health conditions and lifestyle habits, preventive screenings, environmental issues, community concerns and needs, and demographics.
- Households were selected randomly by first dividing the mailing list into **four regions (see map below)** and two household types (single-family vs. multi-family). The list was certified by the post office but did not contain residents' names.
- After multiple contacts, 2,080 community residents returned usable surveys for a 25 percent response rate. The results are representative of the population within a  $\pm 5.0$  percent margin of error.
- To see the actual survey go to: [www.weldhealth.org](http://www.weldhealth.org)

