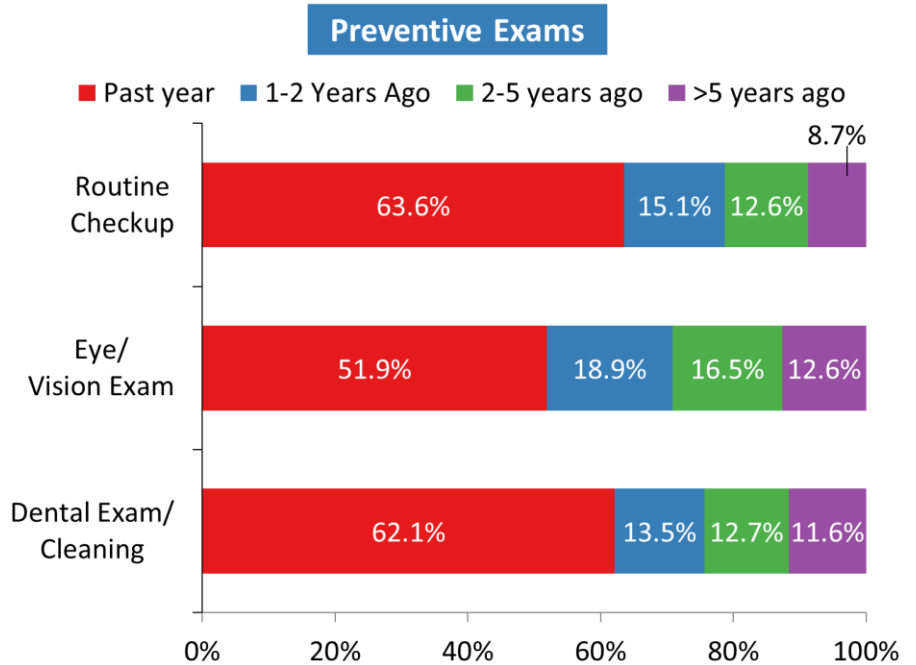


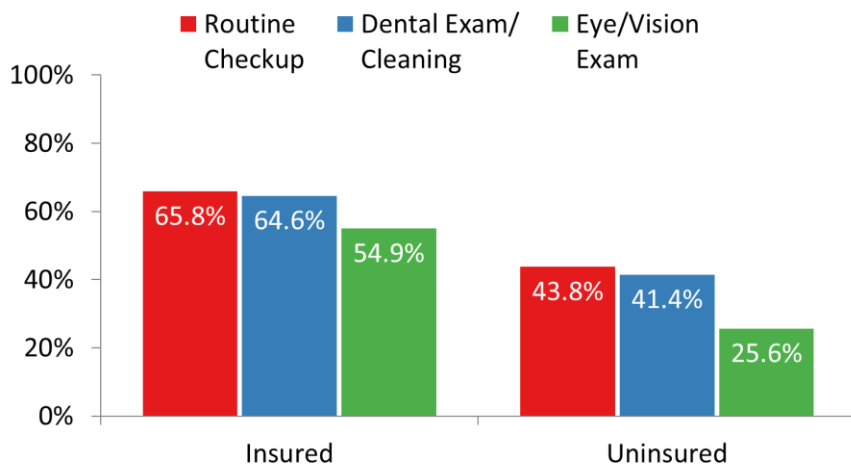
Preventive Exams

Key Findings

- Health insurance can greatly improve access to health care, including preventive exams.
- Countywide, over 50% of residents said they had received either a routine checkup, eye or vision exam, or dental exam or cleaning in the past year.
- Nationwide, 64% of adults compared to 67% of Colorado adults visited a dental clinic in the past year. The rate among Weld County residents was slightly lower (62%).



Received Preventive Exams In the Past Year by Health Insurance Status



Note: Does not add up to 100%

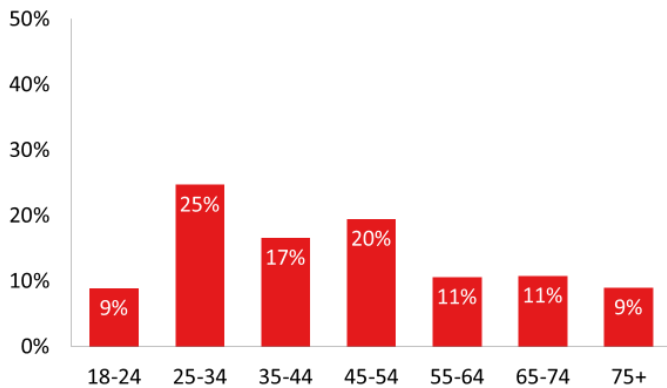
- More residents who had health insurance had a routine checkup, dental exam or cleaning and eye or vision exam within the past year compared to uninsured residents.
- Only 1 in 2 Hispanic residents had received a dental exam or cleaning in the past year compared with over 2 in 3 non-Hispanic residents (chart not shown).

Weld County 2016 Community Health Survey

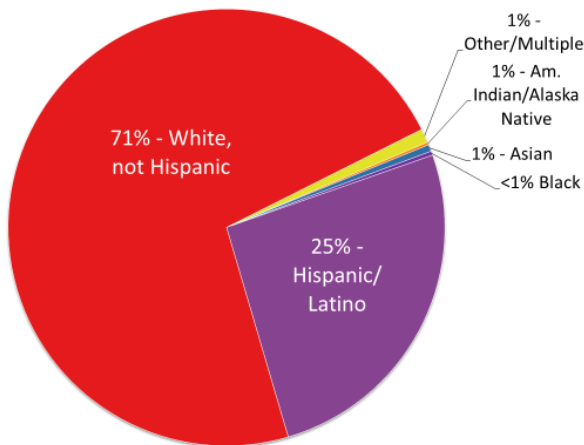
About the Survey

Description of Responders

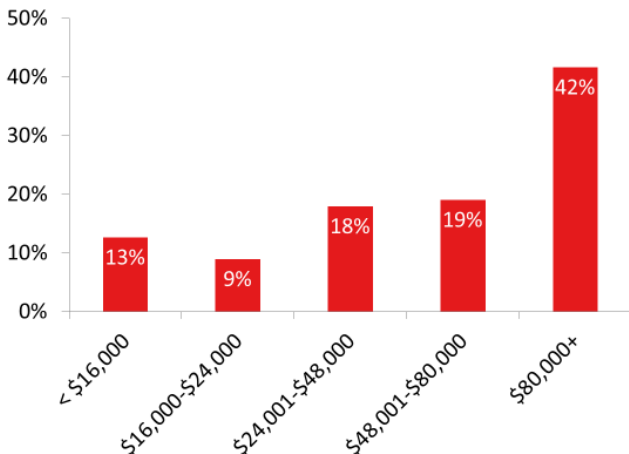
Age Groups



Race/Ethnicity

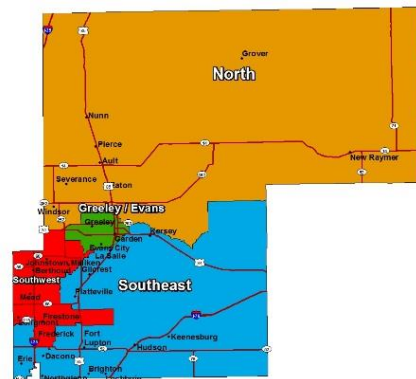


Household Income



The Survey Explained

- In order to periodically assess the health status of county residents, between September 6, 2016 and November 17, 2016, Weld County Department of Public Health & Environment contacted 8,494 households by mail requesting an adult to complete the 55-item survey or complete it online.
- Question topics included health, health care access and insurance, health conditions and lifestyle habits, preventive screenings, environmental issues, community concerns and needs, and demographics.
- Households were selected randomly by first dividing the mailing list into **four regions (see map below)** and two household types (single-family vs. multi-family). The list was certified by the post office but did not contain residents' names.
- After multiple contacts, 2,080 community residents returned usable surveys for a 25 percent response rate. The results are representative of the population within a ± 5.0 percent margin of error.
- To see the actual survey go to: www.weldhealth.org



Questions?

Cindy Kronauge, MPH PhD, Data Specialist
 Weld County Department of Public Health & Environment
ckronauge@weldgov.com
 970-407-6470

