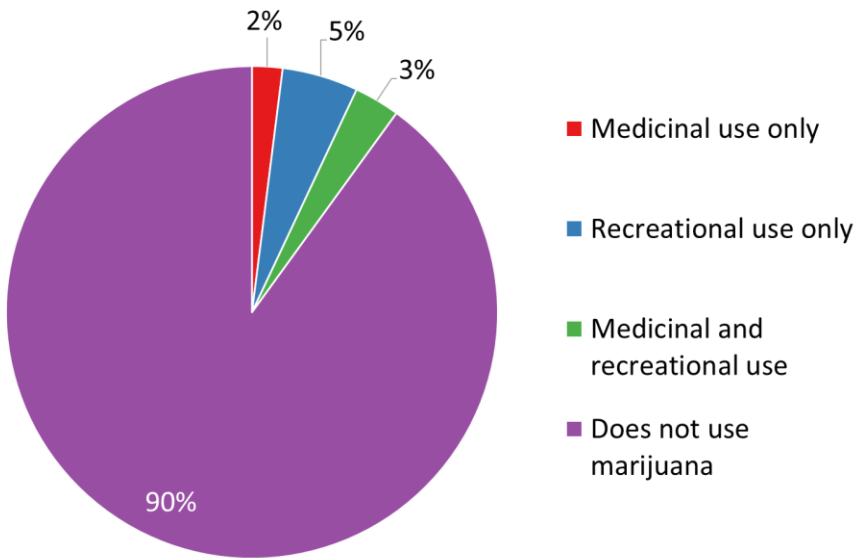


Marijuana Use

Key Findings

Marijuana Use, 2016



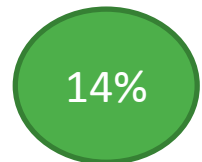
- About one in seven (15%) 18 to 34-year-olds reported current marijuana use, compared to about 8% of 35 to 54-year-olds and 5% of adults aged 55 or older.
- Since 2013, which was before commercial sale of marijuana to the general public began on January 1, 2014, the percentage of 18 to 34-year-olds who reported current marijuana use has nearly doubled. In 2013, 8% of residents in this age range reported current marijuana use whereas in 2016, the percentage increased to 15%.
- Some income groups report using marijuana more than others. Marijuana use among people with a household income less than \$16,000 was 15% compared to only 6% among people with household incomes greater than \$80,000 per year.

- Countywide, 10% of residents reported current marijuana use. This was lower than the statewide rate of 14%.
- Of current marijuana users, about half (48%) reported using it only for recreational use; 23% reported using marijuana for medicinal use only, and 29% reported both medicinal and recreational use.
- Residents were asked how concerned they were about teen marijuana use and use in general. Countywide, 71% of residents reported concern about teen marijuana use and 63% reported concern about marijuana use in general.

Percent Who Use Marijuana



Weld



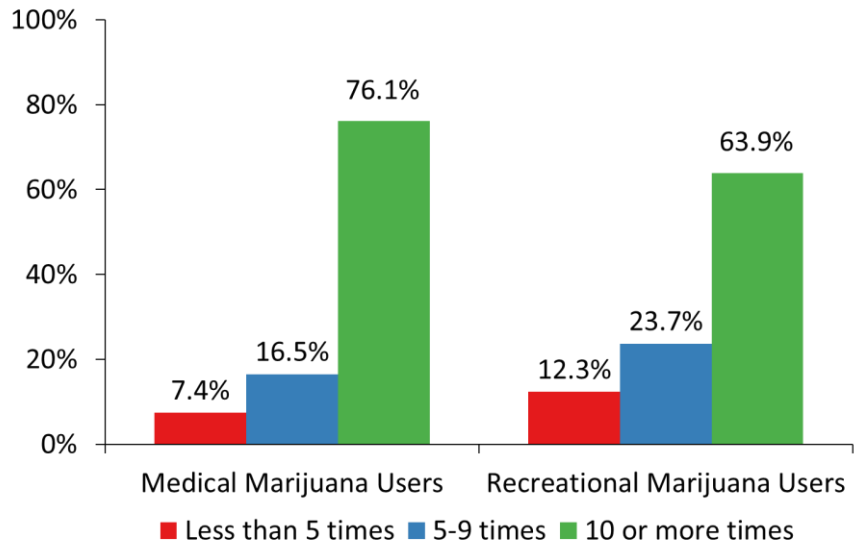
Colorado

Weld County 2016 Community Health Survey

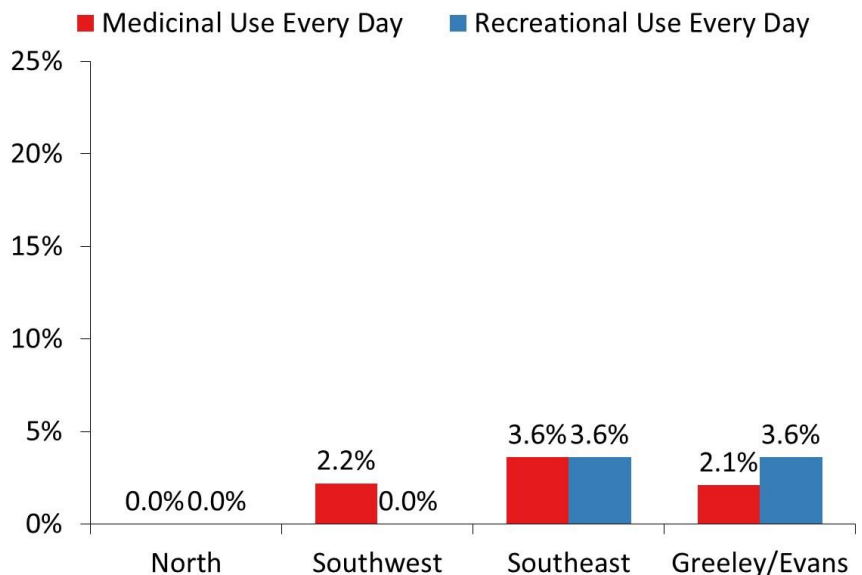
Key Findings

- The 2016 Community Health survey asked marijuana users the number of times they had used marijuana in the past 30 days.
- Most residents who used marijuana for medicinal or recreational use reported they had used marijuana ten or more times; 76% of medical marijuana users and 64% of recreational marijuana users (see chart to the right).
- Very few (2%) residents report they used marijuana medicinally every day, while 3% reported they used marijuana for recreation every day.
- However, daily use varied slightly by region. About 4% of residents in Southeast Weld County and Greeley/Evans used marijuana every day for recreation, and about 4% of residents in Southeast Weld County used medical marijuana on a daily basis.
- Daily use also varied by age. Among residents aged 18 to 34 years, 5% reported daily recreational use and 4% reported daily medicinal use. Only about 2% of residents aged 35 to 54 years, and only 1% or fewer of residents over the age of 55, reported either daily medical or recreational use. (Chart not shown.)

Among Marijuana Users, Number of Times Used Marijuana in Past 30 Days



Daily Marijuana Use by Region



Questions?

Cindy Kronauge, MPH PhD, Data Specialist
 Weld County Department of Public Health & Environment
ckronauge@weldgov.com 970-400-2221

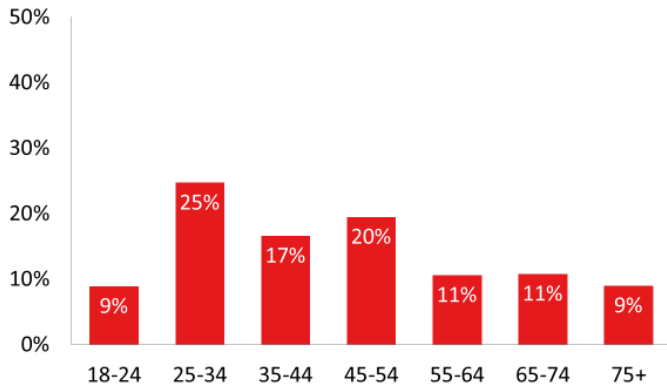


Weld County 2016 Community Health Survey

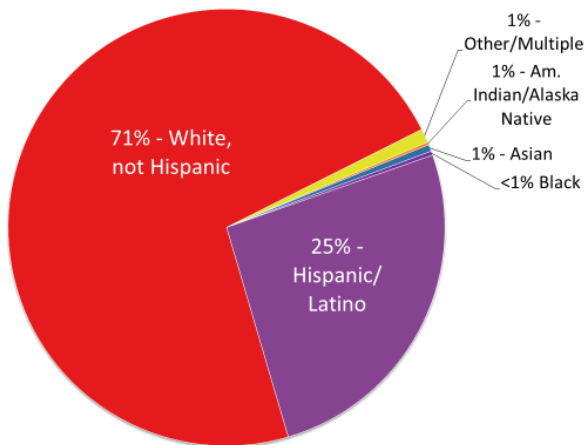
About the Survey

Description of Responders

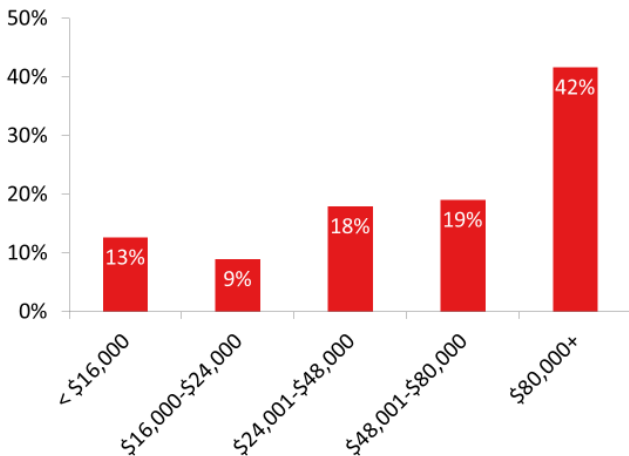
Age Groups



Race/Ethnicity



Household Income



The Survey Explained

- In order to periodically assess the health status of county residents, between September 6, 2016 and November 17, 2016, Weld County Department of Public Health & Environment contacted 8,494 households by mail requesting an adult to complete the 55-item survey or complete it online.
- Question topics included health, health care access and insurance, health conditions and lifestyle habits, preventive screenings, environmental issues, community concerns and needs, and demographics.
- Households were selected randomly by first dividing the mailing list into **four regions (see map below)** and two household types (single-family vs. multi-family). The list was certified by the post office but did not contain residents' names.
- After multiple contacts, 2,080 community residents returned usable surveys for a 25 percent response rate. The results are representative of the population within a ± 5.0 percent margin of error.
- To see the actual survey go to: www.weldhealth.org

