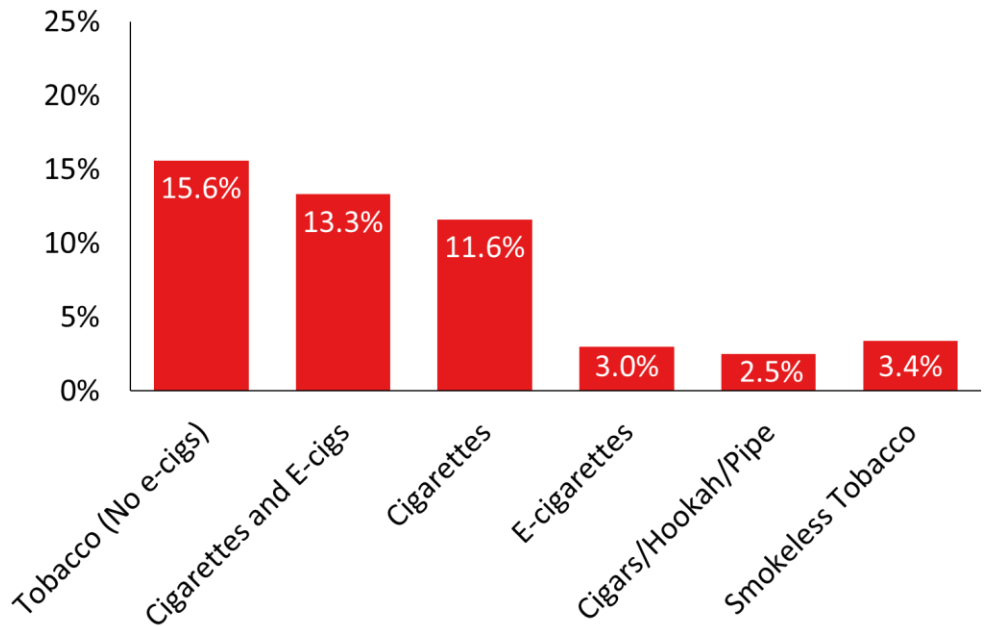


Tobacco Use

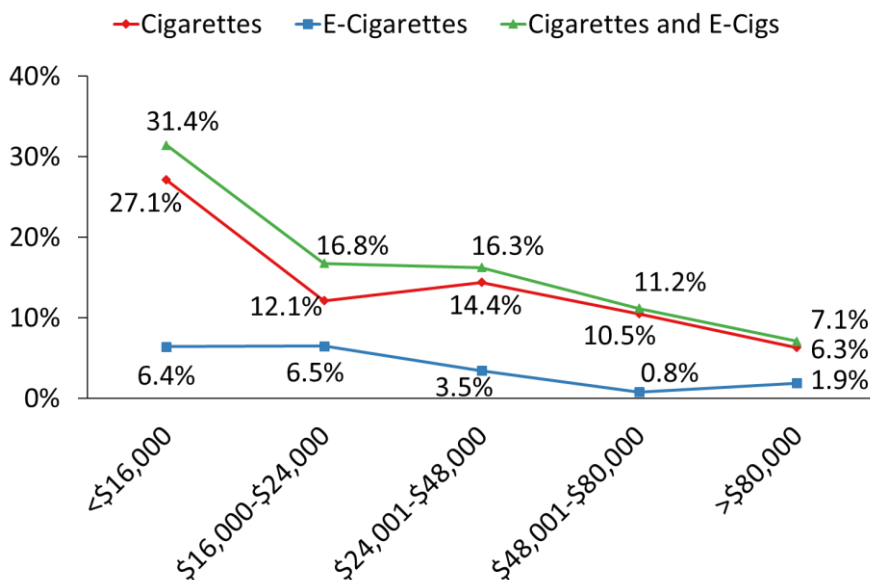
Key Findings

- Reducing illness, disability and death related to tobacco use and secondhand smoke exposure is a goal of Healthy People 2020.
- The Community Health Survey asked residents whether they had used each tobacco product some days, every day, or not at all. Those who used a product some days or every day were considered current users of that product.

Tobacco Use by Product Type



Smoking by Income Category



- About 1 in 6 people in Weld County used tobacco (17%).
- The adult smoking rate in Weld County (15%) was lower than the rate across Colorado (16%) and the U.S. (18%).
- Smoking was more prevalent among lower income residents: 31% of those whose household income was less than \$16,000 per year smoke cigarettes or e-cigarettes.



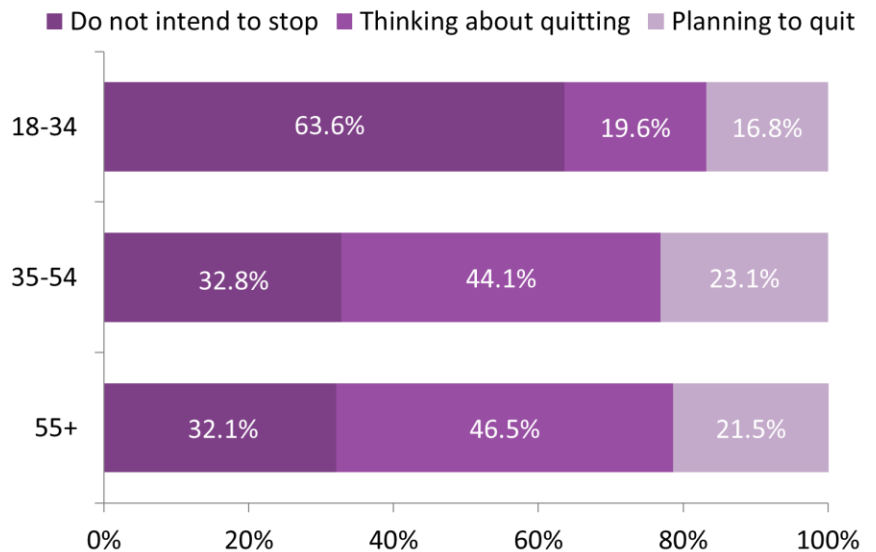
Weld County 2016 Community Health Survey

Key Findings

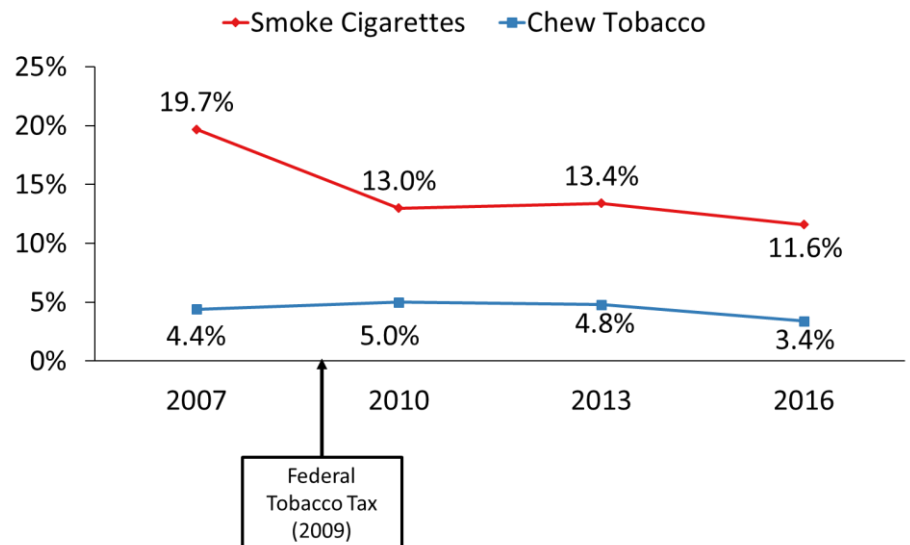
- Of all Weld County residents, over two thirds have never smoked (64%), one quarter are former smokers (25%) and just over 1 in 10 are current smokers (11%).
- Among current cigarette users across Weld County, 41% had no intention to stop smoking, 38% were thinking about quitting, and 21% were planning to quit.
- Of current cigarette users, nearly 2 in 3 residents aged 18-34 reported they did not intend to stop smoking (64%), compared to about 1 in 3 residents ages 35-54 (33%) and age 55 or older (32%; see chart to right).
- Twice as many Hispanic/Latino cigarette smokers reported they had no intention to quit smoking (63%), compared to non-Hispanic cigarette smokers (31%).
- Cigarette smoking has decreased in Weld County since the Federal tobacco tax was implemented in 2009. In 2007, 20% of residents smoked cigarettes; in 2016, only about 12% of residents smoked cigarettes.*
- The percent of residents who chew tobacco has decreased slightly (from approximately 5% to 3%) since 2007.*

**Due to changes in weighting methodology, interpret comparisons before 2016 with caution.*

Intentions to Quit Smoking, by Age



Tobacco Use, 2007-2016*



Questions?

Cindy Kronauge, MPH PhD, Data Specialist
 Weld County Department of Public Health & Environment
ckronauge@weldgov.com
 970-400-2221

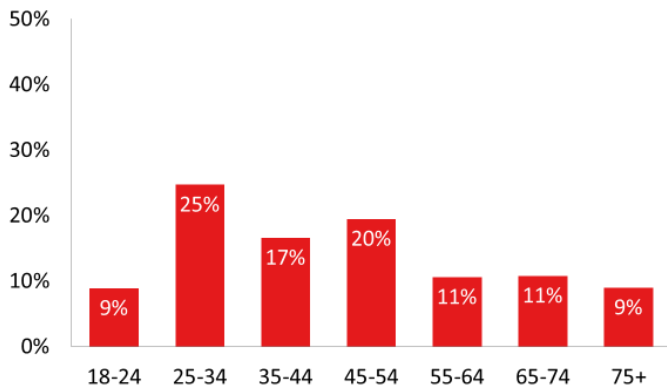


Weld County 2016 Community Health Survey

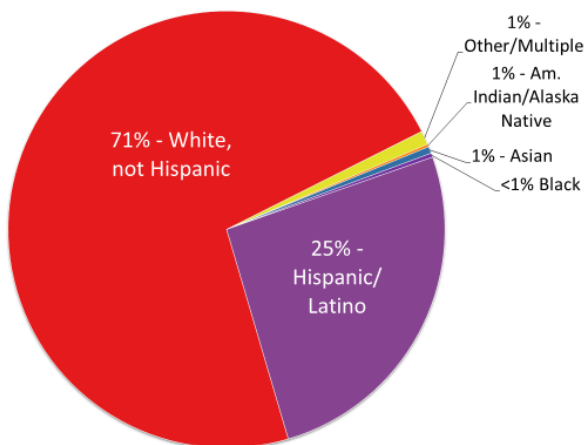
About the Survey

Description of Responders

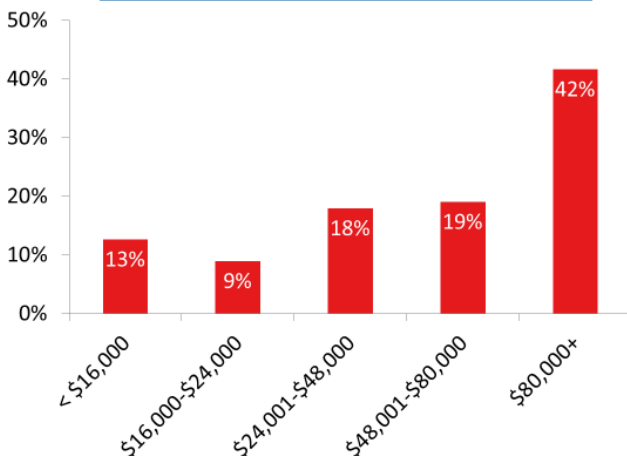
Age Groups



Race/Ethnicity



Household Income



The Survey Explained

- In order to periodically assess the health status of county residents, between September 6, 2016 and November 17, 2016, Weld County Department of Public Health & Environment contacted 8,494 households by mail requesting an adult to complete the 55-item survey or complete it online.
- Question topics included health, health care access and insurance, health conditions and lifestyle habits, preventive screenings, environmental issues, community concerns and needs, and demographics.
- Households were selected randomly by first dividing the mailing list into **four regions (see map below)** and two household types (single-family vs. multi-family). The list was certified by the post office but did not contain residents' names.
- After multiple contacts, 2,080 community residents returned usable surveys for a 25 percent response rate. The results are representative of the population within a ± 5.0 percent margin of error.
- To see the actual survey go to: www.weldhealth.org

